



Pressure level transmitter

Huba Control

Level sensing pressure transmitter - Type 711

The level sensing pressure transmitters of type 711 with a relative pressure measuring cell have an adjusted and amplified sensor signal. Cable length from 3 to 300 meters as well as ex-versions and versions with drinking water approval are available.



Pressure range
0 ... 0.1 - 16 bar

- + Ex-version available
- + Sea water resistant
- + High accuracy
- + Large variety of cable length (3 to 300 m)
- + Low pressure ranges

Technical overview

Pressure range

Relative 0 ... 0.1 - 16 bar

Operating conditions

Medium	Fuel oil, ultra-light ¹⁾	SN 181 160-2
	Fuel oil, heavy ¹⁾	SN 181 160-2
	Diesel oil ¹⁾	
	Benzine ¹⁾	
	Sea water	
Temperature	Drinking water (with EPDM O-ring)	
	Medium and ambient ²⁾	-10 ... +80 °C
Overload	Storage	-20 ... +80 °C
		see order code selection table

Materials in contact with medium

Case	Stainless steel 1.4404 / AISI 316L
Sensor	Stainless steel 1.4539 / AISI 904L
Cable	Ceramic Al ₂ O ₃ (99.6%)
Cable grommet	PE / FEP
Protection cover	PPE / ETFE
Sealing material	PPE / ETFE
	FPM / EPDM

Electrical overview

Output	Power supply	Load	Current consumption
2 wire	4 ... 20 mA	10 ... 33 VDC (with Ex - 10 ... 30 VDC)	< 22 mA
Polarity reversal protection	Short circuit proof and protected against polarity reversal.		
Overvoltage protection			36 VDC
Electric strength towards case			500 VDC

Dynamic response

Response time < 0.1 s

Runtime

Time starts at the moment of application of minimal supply voltage < 1 s

Electrical connection

Cable length 3 ... 300 m

Protection standard

P 68, continuous immersion at max. overload (see order code selction table)

Protection class

III

Test / Admissions

Electromagnetic compatibility	CE conform acc. EN 61326-2-3
Drinking water approval	ACS
	WRAS
	Germanischer Lloyd
Shipbuilding	American Bureau of Shipping
	Bureau Veritas
	Det Norske Veritas
	Lloyd` s Register
UL	UL 61010-1
EAC	

Ex-protection

IECEX SEV 12.006	Ex ia IIC T4 Ga
SEV 12 ATEX 0138	II 1 G Ex ia IIC T4 Ga

Weight

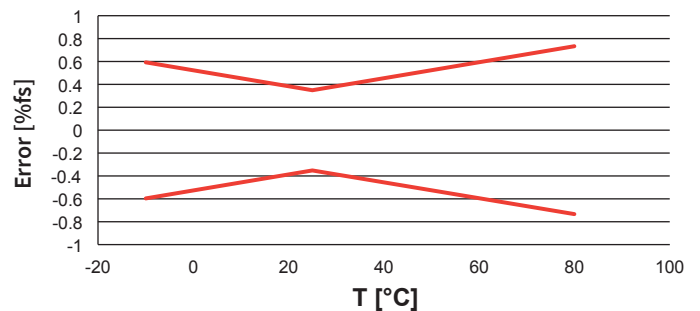
Niveau transmitter	~ 375 g
Cable	~ 80 g/m

Packaging

Single packaging

Accuracy

Parameter	Unit	
Characteristic line ³⁾ (at 25 °C)	% fs	± 0.35
Resolution	% fs	< 0.1
Long term stability acc. IEC EN 60770-1	% fs	± 0.25
Thermal characteristic ⁴⁾	% fs/10K	± 0.07



¹⁾ Check Ex Zone for your application

²⁾ non-congealing media

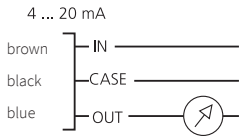
³⁾ incl. zero point, full scale, linearity, hysteresis and repeatability

⁴⁾ at -10 ... +80 °C

			1	2	3	4	5	6	7	8	9	10	11	
Order code selection table			711. X X X X X X X X X X X X											
Pressure range ¹⁾		overload												
	0 ... 0.1 bar	1.5 bar	9	0	1									
	0 ... 0.2 bar	1.5 bar	9	0	2									
	0 ... 0.3 bar	1.5 bar	9	0	3									
	0 ... 0.4 bar	2 bar	9	0	4									
	0 ... 0.5 bar	2 bar	9	0	5									
	0 ... 0.6 bar	2 bar	9	1	0									
	0 ... 1.0 bar	5 bar	9	1	1									
	0 ... 2.0 bar	10 bar	9	1	3									
	0 ... 4.0 bar	20 bar	9	1	5									
	0 ... 6.0 bar	20 bar	9	1	7									
0 ... 10.0 bar	20 bar	9	3	0										
0 ... 16.0 bar	24 bar	9	3	1										
▲ Full scale signal at these pressures														
Sealing material	FPM	Fluoro-elastomer					0							
	EPDM	Ethylene propylene (for drinking water)					1							
Output / power supply	4 ... 20 mA	10 ... 33 VDC (with Ex: 10 ... 30 VDC)					0							
Electrical connection ²⁾	Cable	3 m						0	1					
		5 m						0	2					
		7 m							0	3				
		10 m							0	4				
		15 m							0	5				
		20 m							0	6				
		25 m							0	7				
		30 m							0	8				
		40 m							0	9				
		50 m							1	0				
		60 m							1	1				
		70 m							1	2				
		80 m							1	3				
		90 m							1	4				
		100 m							1	5				
		125 m							1	6				
		150 m							1	7				
		175 m							1	8				
		200 m							1	9				
		225 m							2	0				
250 m							2	1						
275 m							2	2						
300 m							2	3						
Cable material	PE	(for drinking water)									0			
	FEP										1			
Case material	Stainless steel 1.4404 / AISI 316L											0		
	Stainless steel 1.4539 / AISI 904L (recommend sea water)											1		
Admission	without												0	
	Ex protection (max. cable length 300 m)												1	
	Drinking water approval						1				0		2	
Pressure range variation (optional)	Indicate W and state range on order (e.g.: W0... +3bar/OUT10...16mA)												W	

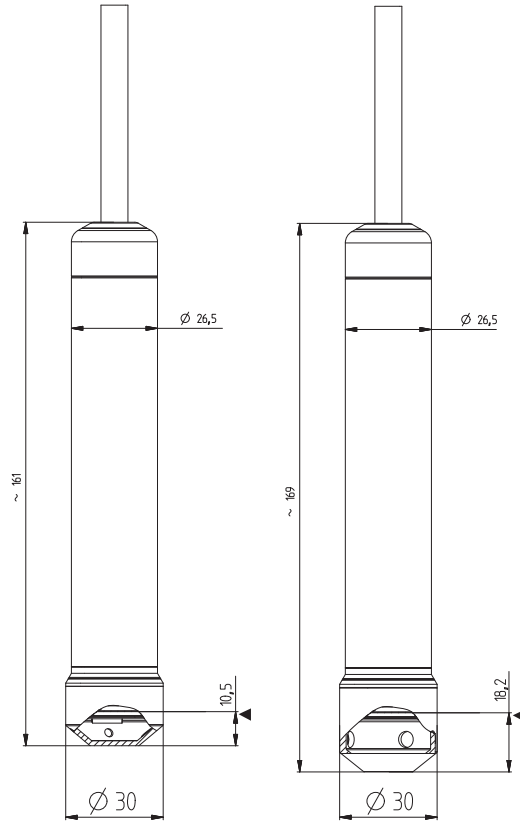
Accessories <small>(delivery incl. - Level transmitter with plastic protection cover, humidity protection elements and operating instruction)</small>	Order number
Cable hanger	118835
Connection box	118836
Protection cage (stainless steel 1.4404 / AISI 316L)	118837
Protection cage (stainless steel 1.4539 / AISI 904L)	119688
Protection cover PPE for PE cable (pack of 10)	118838
Protection cover ETFE for FEP cable (pack of 10)	118839
Humidity protection element (pack of 10)	119217
Calibration certificate	104551

¹⁾ Other pressure range on request ²⁾ Other cable length on request



Device design with explosion protection:
4 ... 20 mA

The grounding connection is conductively connected to the level transmitter housing. The ground conductor of level transmitter must be connected to the equipotential bonding system of the plant.

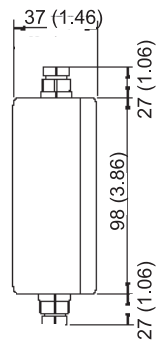
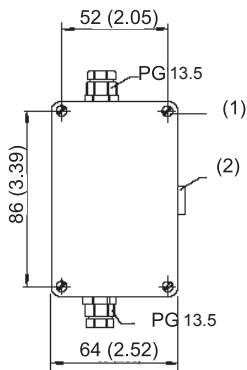


Sensor with protection cover

Sensor with metal protection cage


← - Measurement reference height

Connection box

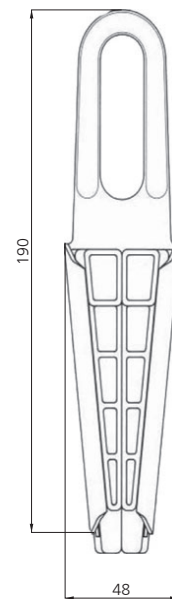


- (1) Mounting hole
- (2) Vent valve

- (A) Measuring value process
- (B) Vent pipes
- (C) to the transmitter
- (D) Humidity protection element



Cable hanger



hot-dip galvanized steel – PA6 glass fibre reinforced

Cable Ø 5.5 ... 9.5

Huba Control AG

Headquarters Schweiz
Industriestrasse 17
CH-5436 Würenlos
Telefon +41 56 436 82 00
Fax +41 56 436 82 82
info.ch@hubacontrol.com

Huba Control AG

Vestiging Nederland
Hamseweg 20A
NL-3828 AD-Hoogland
Telefoon +31 33 433 03 66
Telefax +31 33 433 03 77
info.nl@hubacontrol.com

Huba Control AG

Niederlassung Deutschland
Schlattgrabenstrasse 24
D-72141 Walddorfhäslach
Telefon +49 7127 2393 00
Fax +49 7127 2393 20
info.de@hubacontrol.com

Huba Control USA, Inc.

Office United States of America
303 Wyman Street
Suite #300
Waltham MA 02451
Tel: +1 866-6HUBACO (+1 866-648-2226)
info.usa@hubacontrol.com

Huba Control SA

Succursale France
Rue Lavoisier
Technopôle Forbach-Sud
F-57602 Forbach Cedex
Téléphone +33 3 87 84 73 00
Télécopieur +33 3 87 84 73 01
info.fr@hubacontrol.com

Huba Control AG

Branch Office United Kingdom
Unit 13 Berkshire House, County Park Business
Centre, Shrivenham Road
Swindon Wiltshire SN1 2NR
Phone +44 1993 77 66 67
Fax +44 1993 77 66 71
info.uk@hubacontrol.com

www.hubacontrol.com

